

Creating Value in your investments...



Empire
Parklands



BRINGING THE ART OF LIVING AT

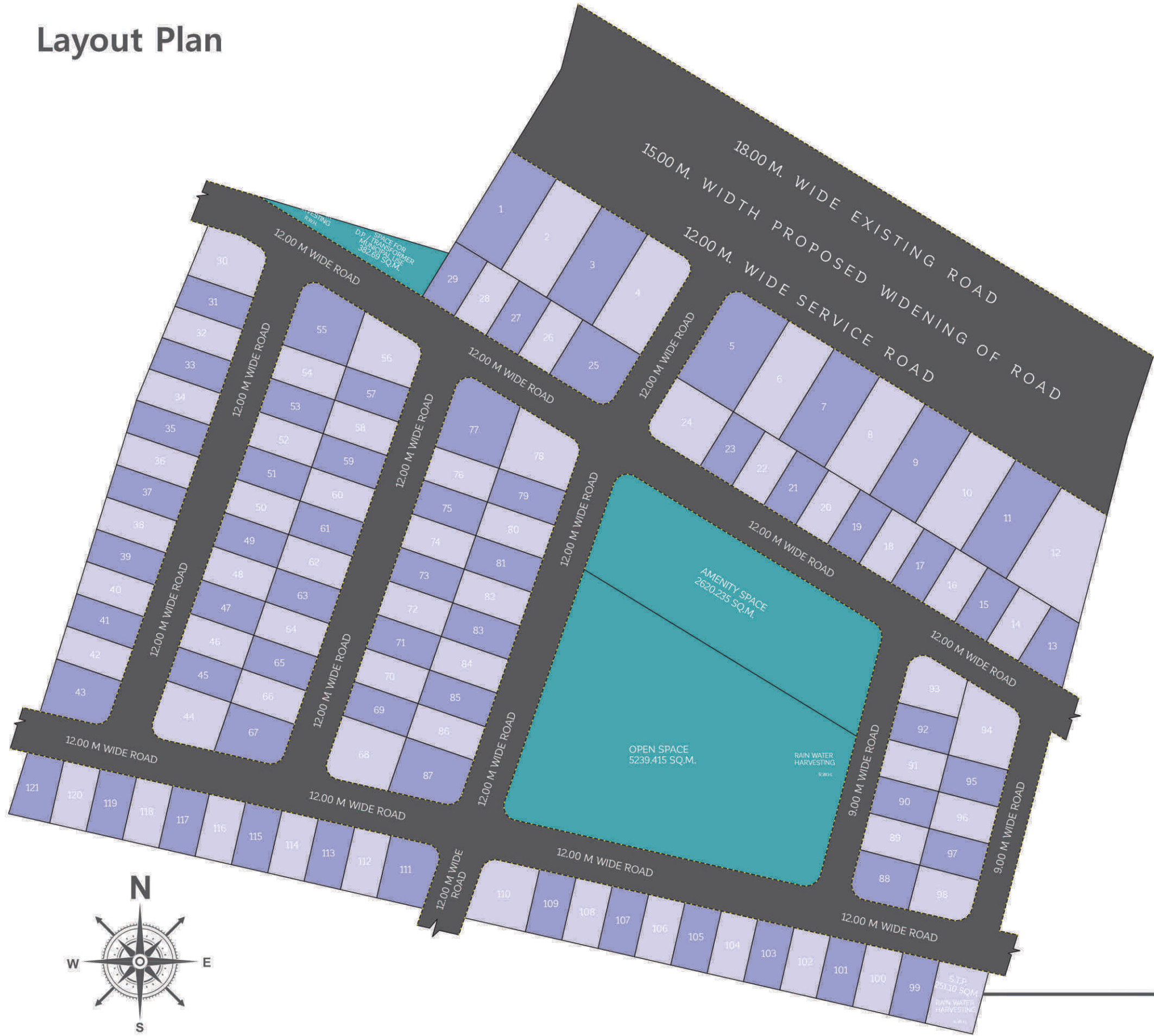


An exclusive GATED-SECURED-IMPECCABLY

planned development in the heart of New Nagpur
where all the residents needs are within easy walking
distance & in the radius of 2kms. Each plot promises
complete privacy with a quality of living that equals
the very best.



Layout Plan



Area Calculation



PLOT NO.	SIZE (SQFT)	AREA (SQFT)	DEDUCT TANGENT AREA (SQFT)	NET AREA (SQFT)
A	B	C	D	E=(C-D)
1,2,3,	49'3" X 98'5"	4844.00		4844.00
4	52'6" X 98'5"	5166.75	129.75	5037.00
5	61'3" X 98'5"	6038.75	129.75	5909.00
6,7,8,9,10,11,	49'3" X 98'5"	4844.00		4844.00
12	79'0"+49'3"/2X98'5"	6313.00		6313.00
13	48'0"+29'10"/2X59'0"	2296.00		2296.00
14,15,16,17,18,19,20,21,22,23,	34'5" X 59'0"	2034.00		2034.00
24	61'5" X 59'0"	3623.00	128.00	3495.00
25	59'0" X 62'5"	3681.00	128.00	3553.00
26,27,28,29,	34'6" X 59'0"	2034.00		2034.00
30	50'6"+49'3"/2X32'6" + 50'6"+44'0"/2X29'0" + 1/2X49'3"X29'6"	3056.00	128.00	2928.00
31	66'1"+64'3"/2X31'2"	2030.00		2030.00
32	68'0"+66'1"/2X31'2"	2086.00		2086.00
33	70'0"+68'0"/2X31'2"	2147.00		2147.00
34	71'6"+70'0"/2X31'2"	2203.50		2203.50
35	71'6"+70'6"/2X31'2"	2214.00		2214.00
36	70'6"+69'6"/2X31'2"	2183.00		2183.00
37	69'6"+68'6"/2X31'2"	2152.50		2152.50
38	68'9"+67'6"/2X31'2"	2122.00		2122.00
39	67'6"+66'6"/2X31'2"	2091.00		2091.00
40	66'6"+65'6"/2X31'2"	2060.50		2060.50
41	65'6"+64'6"/2X31'2"	2030.00		2030.00
42	64'6"+63'6"/2X31'10"	2041.00		2041.00
43	51'00"+44'3"/2X63'6"	3028.00	128.00	2900.00
44	54'7"+47'7"/2X62'3"	3180.00	128.00	3052.00
45,46,47,48,49,50,51,52,53,54,	32'10" X 62'3"	2045.00		2045.00
55	67'7"+53'10"/2X62'3"	3783.00	128.00	3655.50
56	53'10"+40'0"/2X62'3"	2924.00	128.00	2796.00
57,58,59,60,61,62,63,64,65,66,	32'10" X 62'3"	2045.00		2045.00
67	47'7"+41'0"/2X62'3"	2761.00	128.00	2633.00
68	59'4"+52'7"/2X62'3"	3487.00	128.00	3359.00
69,70,71,72,73,74,75,76,	32'10" X 62'3"	2045.00		2045.00
77	74'7"+60'7"/2X62'3"	4213.00	128.00	4085.00
78	60'4"+47'0"/2X65'6"	3530.00	128.00	3402.00
79,80,81,82,83,84,85,86,	32'10" X 65'6"	2153.00		2153.00
87	52'7"+45'7"/2X65'7"	3218.00	128.00	3090.00
88	44'8"+42'8"/2X57'0"	2481.50	96.00	2385.50
89,90,91,92,	35'1" X 57.00	2004.00		2004.00
93	53'7"+36'0"/2X57'0"	2556.00	96.00	2460.00
94	71'1"+54'1"/2X57'0"	3577.00	96.00	3481.00
95,96,97,	35'1" X 57'0"	2004.00		2004.00
98	42'7"+41'1"/2X57'0"	2388.00	96.00	2292.00
99,100,101,102,103,104,105,106,107,108,109,	34'5" X 59'0"	2034.00		2034.00
110	58'4"+51'2"/2X59'0"	3235.00	128.00	3107.00
111	50'0"+42'3"/2X59'0"	2722.00	128.00	2594.00
112,113,114,115,116,117,118,119,120,	34'5" X 59'0"	2034.00		2034.00
121	39'1"+34'5"/2X59'0"	2170.00		2170.00

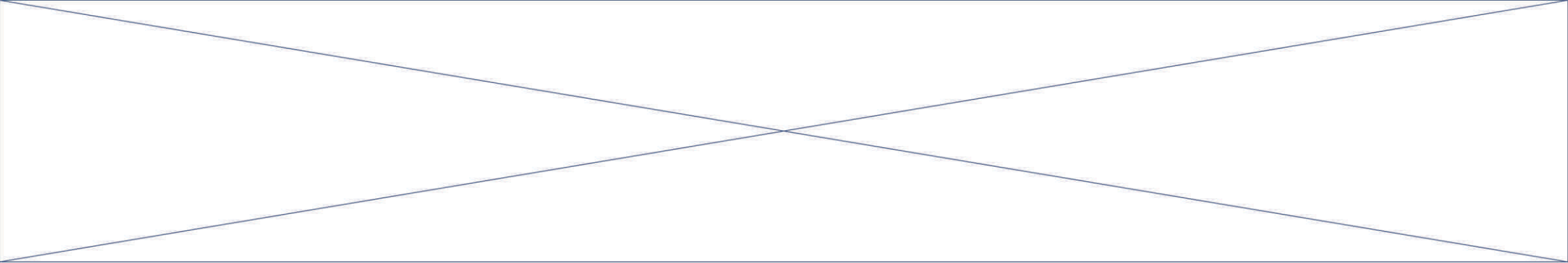




Creating Value in your investments...

Empire Parklands





AMENITIES



Lavish Entrance Gate



Jogger's Park



Kids Park



Yoga Park



Senior citizen's Sit-outs




12 M wide Internal Road



Garden




Volleyball



BRING BACK THE ROYALTY

Plots is all about comfort & privacy at an affordable price that increases ones joy and standard of living. With modern amenities, world-class infrastructure and adequate greenery. A place where the comforts of the family meets the privacy of Individual.




Street Light




High Mask Streetlight Pole




Open Space Compound Wall



Transformer



Drainage



Drinking Water Line



Underground Electric Network



Internal Cement Concrete Road



Paver Block



Pollution Control Sewage Treatment Plant



Rain Harvesting



Meditation Center



A Location With Seamless Connectivity

The lavish Plots of Empire Parklands is located in Yerkheda, Nagpur. It is secure, exclusive, and ideally positioned to ensure that you experience the rich ambience of your home.

Strategically situated, it brings you closer to important landmarks in the area, providing a variety of business and recreational opportunities.



Nearest Proximity



Daily Needs
0.8 KM



Hospital
0.5 KM



School / College
2.0 KM



Bus Stand
2.0 KM



Petrol Pump
2.0 KM



Main Market
2.5 KM

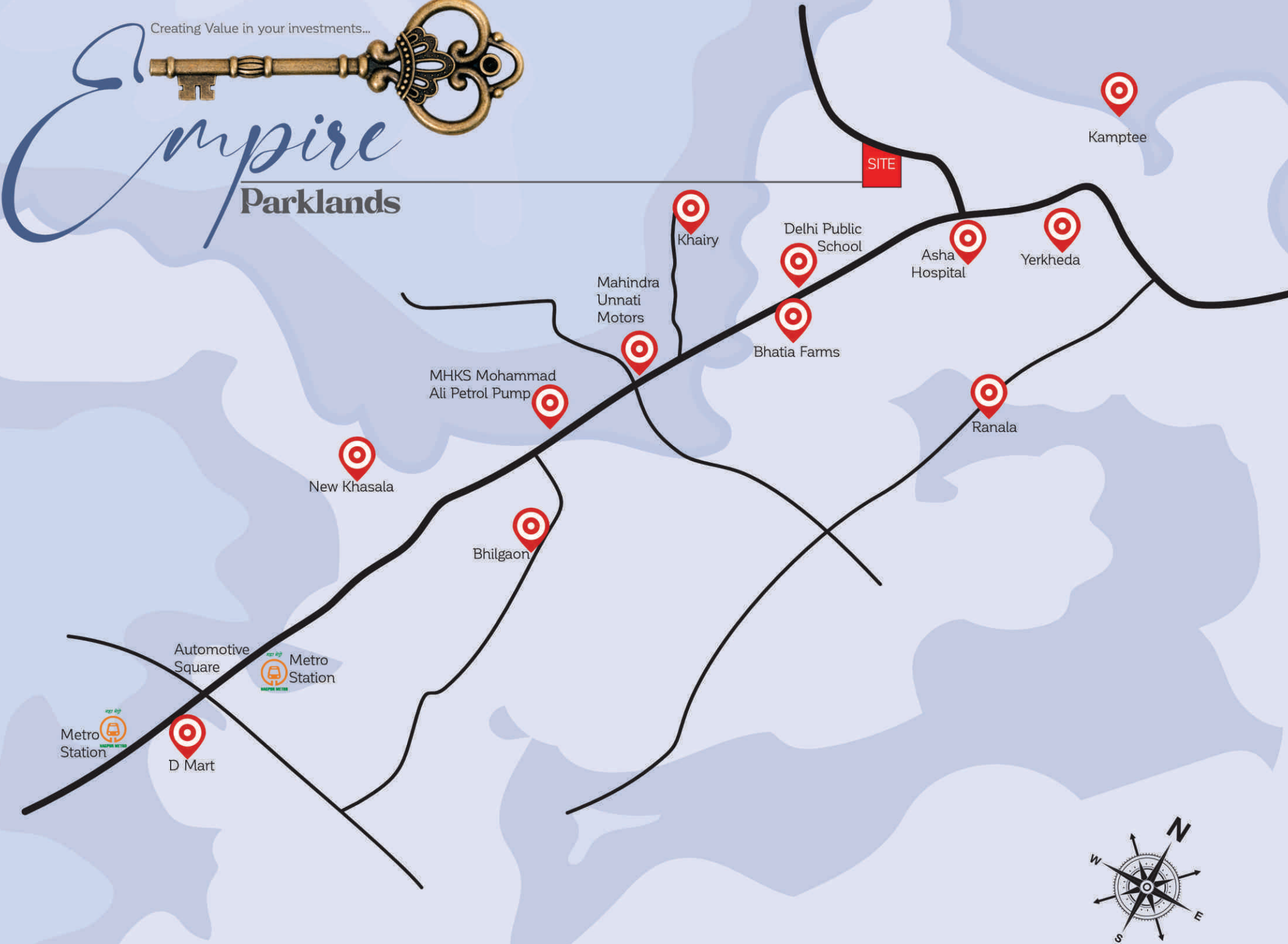


Metro Station
0.5 KM



D-Mart
6.0 KM

Location Map (not to scale)



Site Address: Kh. No. 98/2, Asha Hospital to Waregaon Road, Mouza-Yerkheda, Tehsil-Kamptee, District-Nagpur



A Project By



TEA GROUP

Office Address

301, Aman's Serenity Complex, Chaoni T Point, Sadar , Nagpur 440013

Booking Contact

